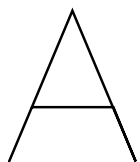






# Engraving Font Guide





Single-line



Multi-line



TrueType



## Why Use Engraving Fonts?

Your Scott machine can engrave any normal Windows TrueType font on your PC, but specialized engraving fonts improve your sign-making process. By choosing the correct font to meet your needs, you can create lightning-fast signs or get intricate thick and thin filled letters with ease.

**Single-line** fonts are the fastest option for engraving. The letters are engraved in a single pass of the cutter, leaving a uniform thickness. They tend to be the easiest to read, even from long distances. This makes them great for public signs and industrial applications where legibility is key. They are also the best option at small sizes because the single pass is least likely to be too thick to read.

**Multi-line** fonts can be more intricate with stroke variation, although some use the multiple passes to create a heavier weight letter. By selecting a cutter that overlaps the multiple lines, the character is completely filled in solid. You can also choose to use a small cutter that does not overlap to show the multiple lines. In certain situations, this is an elegant detail. Of course, multi-line fonts take longer to engrave than single-line fonts.

**TrueType** fonts allow you to engrave any font you have already. However, there are limitations. TrueType fonts will only engrave the outside edges of the font by default. They can be filled similarly to a multi-line font, but intricate letters can be a problem for the cutter width. It is best practice to use them at large sizes or with small cutters, and never use them for paragraphs of text.

See our list of included engraving fonts with our software, previewed at 3/16" with a 0.010" cutter.

## Font Name

Avntgrd 1L

Century

**Clarendon 4L**

*Connecting Script 4L*

Fraktur 2L

**Fraktur 4L**

Futura Light 3L

Futura West 1L

Gothic 1L

Helvetica 1L

**Helvetica 3L**

Norm West 1L

**Old English 3L**

Optima 5L

Railway 1L

**Roman 3L**

*Script 1L*

Times New Roman 3L

**Univers 5L**

*Vanessa 2L*

*Victoria 2L*

Single-Line      Multi-Line



**Scott Machine Development Corp.**

200 Prospect Ave., Walton, NY 13856

Tel: 607/865-6511 8:30-5:00 ET M-F

[www.scottmachinecorp.com](http://www.scottmachinecorp.com)

Engraving-Font-Guide-Feb2023